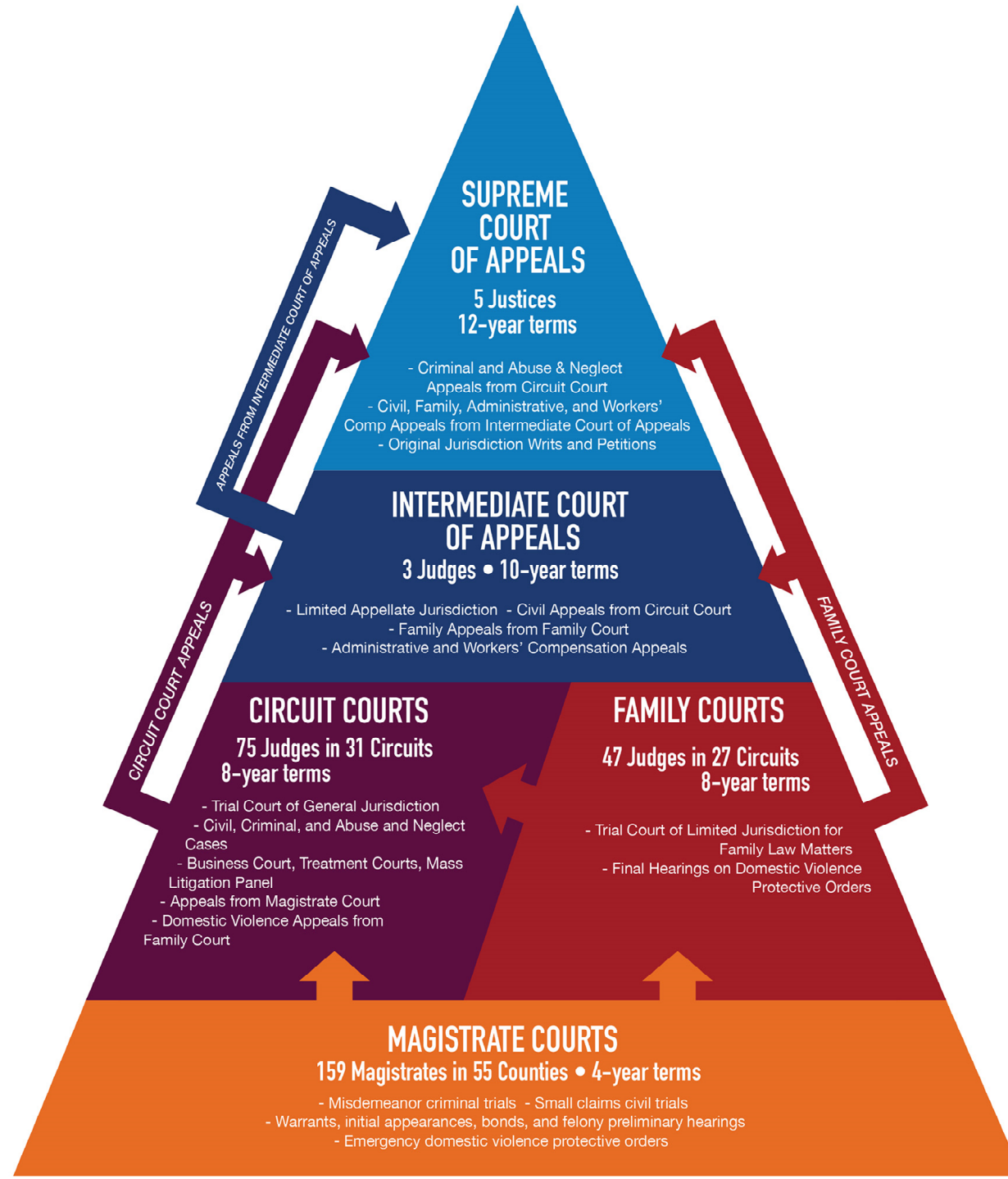




2023 Budget Presentation

**Supreme Court of Appeals of West Virginia
Chief Justice Beth Walker**



2022 Calendar Year Highlights

- Launch of new Intermediate Court of Appeals
- Purchase of West Virginia Judicial Tower & Special Revenue Fund
- Magistrate Court tax intercept now operational: \$724,435 in new revenue
- Magistrate Court Payment System now online



FTE Positions – FY22 Close:

- **1,493 employees**
 - **Magistrate Court = 448**
 - **Probation = 387**
 - **Circuit Courts = 297**
 - **Family Courts = 145**
 - **Administration = 109**
 - **Supreme Court = 59**
 - **Grant Funded = 37**
 - **Intermediate Court = 11**
- **74 vacancies (4.7% vacancy rate)**

Appropriation History

<u>Fiscal Year</u>	<u>Personal Services & Employee Benefits</u>	<u>Other Expenses</u>	<u>Total</u>	<u>Enrolled Budget Bill</u>
2019	\$ 102,856,258	\$ 36,903,412	\$ 139,759,670	SB 152
2020	\$ 110,767,344	\$ 13,555,000	\$ 124,322,344 *	HB 2020
2021	\$ 111,440,000	\$ 24,060,000	\$ 135,499,000	SB 150
2022	\$ 115,126,000	\$ 23,837,000	\$ 138,963,000	HB 2022
2023	\$ 124,201,587	\$ 25,726,751	\$ 149,928,338	SB 250

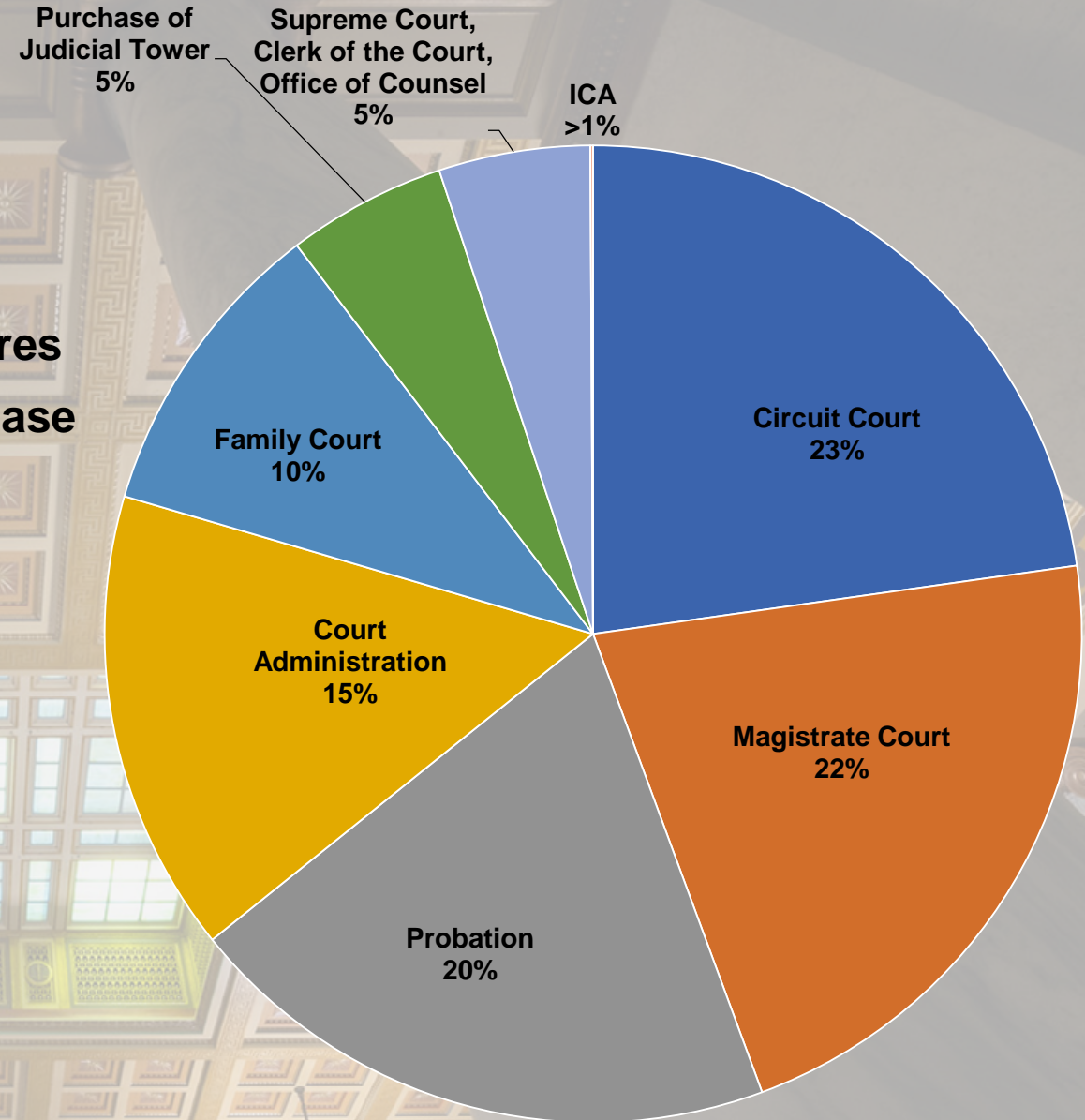
**The FY 2020 budget request was voluntarily reduced by \$10 million. Sufficient reappropriated funds were available to meet spending needs in FY 2020.*

FY22 Recap

\$138,963,000 Appropriated

\$136,261,288 Operating Expenditures
+ \$7,565,071 Judicial Tower Purchase
= \$143,826,359 Total Expenditures

Division	Percent	Dollar Amount
Circuit Court	23%	\$ 32,740,268
Magistrate Court	22%	\$ 31,085,770
Probation	20%	\$ 28,552,151
Court Administration	15%	\$ 22,027,678
Family Court	10%	\$ 14,512,350
Purchase of Judicial Tower	5%	\$ 7,565,071
Supreme Court, Clerk of the Court, Office of Counsel	5%	\$ 7,208,053
ICA	>1%	\$ 135,018
	100%	\$ 143,826,359



FY23 Status

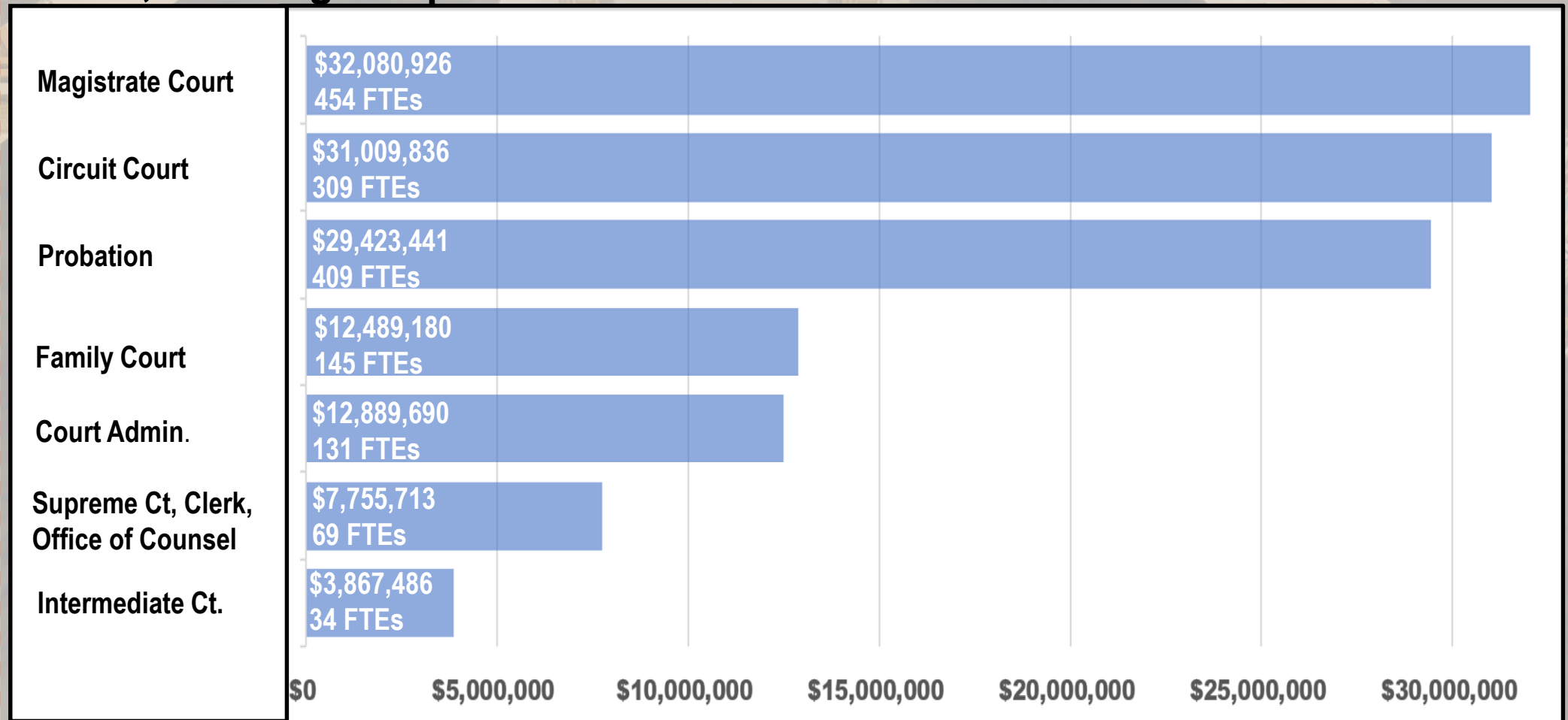
- **FY23 \$149,928,338 Appropriated**
- **First Half Expenditures: \$78,632,471**
- **Percent of Current Year Appropriation = 52.4%**



FY24 Request
\$155,221,601

FY24 Request Overview:

- 83.4% of Judicial Branch Budget is personal services & benefits
- 87% of Judicial Branch employees work in counties
- 1,591 Budgeted positions



FY23 and FY24 Comparison

\$5,293,263 difference for 3.5% increase

- **\$3,869,922 for proposed 5% increase for all state employees**
- **\$1,423,341 remaining highlights:**
 - **Additional \$2,450 increase per probation officer**
 - **Step-increase and length of service policy change for circuit court law clerks**
 - **\$465,000 increase in JRS per CPRB (H.B. 212; 2022 Second Special Session)**



Questions and Discussion