

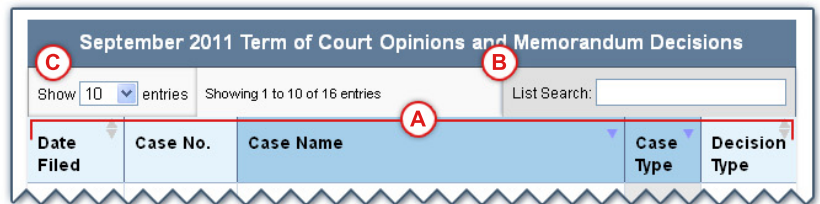


The new West Virginia Judiciary website incorporates many new features and organizational ideals that represent a vast departure from the previous site. These new features include the re-organization and distribution of information from areas of the site that regularly receive heavy traffic. The integrated decision list, comprehensive county pages, and consistent navigation throughout will improve the user’s experience.

In recognition of the growing use of mobile devices, the new site is ready for use on any digital device with a web browser and will automatically adapt for the best experience. The site also follows all standard guidelines for handicap accessibility, guaranteeing that the viewer will be able to find and access the information they seek no matter the circumstance.

### Integrated Decision List

The Integrated Decision List encompasses all decision types, including Memorandum Decisions, created after the Revised Rules were adopted. Though a departure from past formats that used multiple lists to represent this information, new features allow the user to sort, search, and narrow results in the list for quick navigation. These new features include the ability to perform a multiple column sort, list-wide active text match search, as well as the ability to expand or shorten the number of items in the list that appear on the page. Reference Figures 1, 2, and 3, as well as the details below for further explanation.



**Figure 1** - Integrated Decision List - www.courtswv.gov/supreme-court/opinions.html

**A** Each column of the list can be sorted individually by clicking the header of that column. Likewise, multiple columns can be sorted by holding down the shift key while clicking the additional column headers.

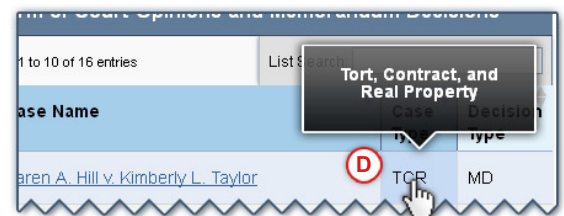
**B** The list-wide active text search or “List Search” allows the viewer to quickly search for specific information by typing a single word or multiple words, separated by a space. As the user begins typing, the list will narrow to show only those results that contain the text typed.

**C** Long lists of decisions can be cumbersome. A drop down menu allows the user to change the number of list items currently showing on the page. By default, all decisions are visible when the page loads. When shortening the number of decisions shown on the page simple page navigation will appear at the bottom of the list (see Figure 2). When printing this list, only those visible on the page will print out.



**Figure 2** - automatic pagination feature - www.courtswv.gov/supreme-court/opinions.html

**D** Two columns have been added to the Integrated Decision List. Because a case title doesn’t convey much information about what kind of case or decision, the new columns list the case type and decision type for each case. There is also a rollover effect on the case type codes to give the viewer a quick reference if they are unfamiliar with the codes (see Figure 3). The case type codes that have been added are based upon the uniform reporting guidelines set forth by the National Center for State Courts. A complete list of codes is available on the “About the Decision List” page of the site.



**Figure 3** - case type code hint - www.courtswv.gov/supreme-court/opinions.html





# WEST VIRGINIA JUDICIARY

www.courtswv.gov new site feature overview

## Mobile Device Adaptability

The new site is ready for use on any digital device with a web browser, actively adapting and changing to provide the best user experience possible. As device sizes change from pc to phone, so does the website, displaying a user interface created to promote the strengths of the environment it is being used in.

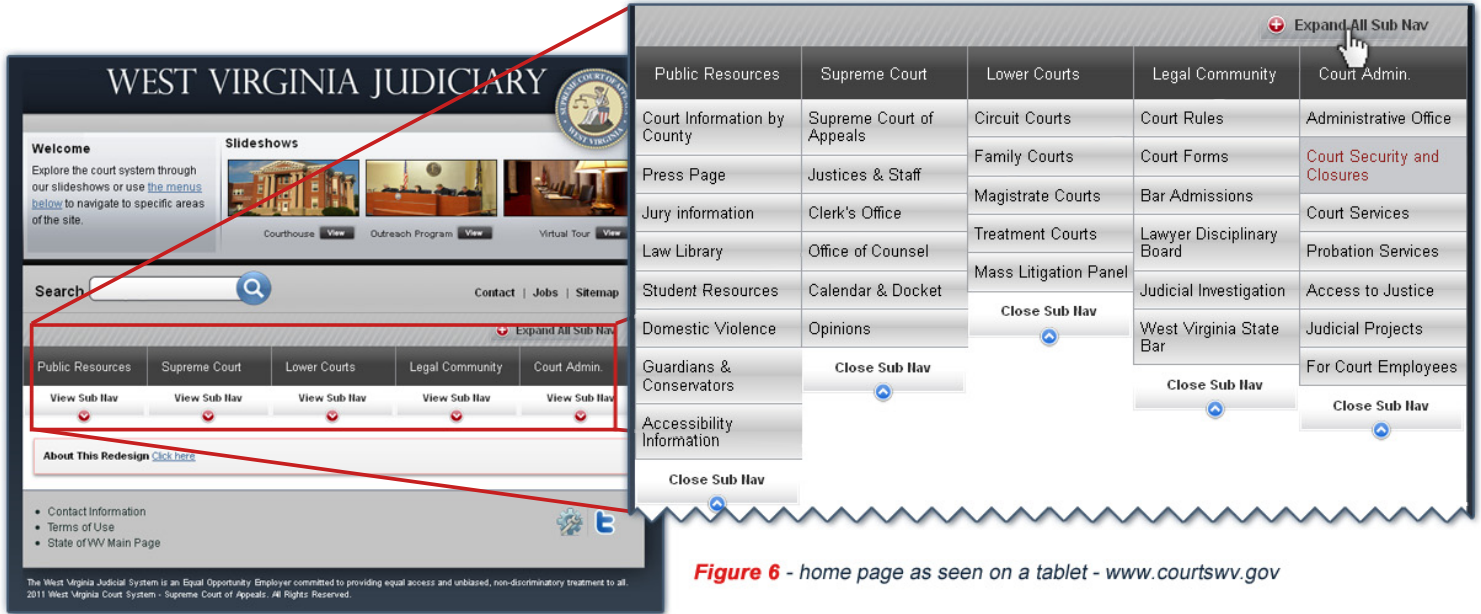


Figure 6 - home page as seen on a tablet - www.courtswv.gov

An example of a noticeable difference in appearance is the efficient use of smaller screen space by creating collapsible menus for the main navigation (see Figure 6). This allows the user to see the entire home page of the site on the screen without scrolling. Using the tablet's touch screen technology, the user can expand a single menu by clicking the "View Submenu" button underneath it, or expand all submenus by clicking the "Expand All Sub Nav" button.

Just as there have been changes to the layout for use on tablets, there have also been adjustments making the website easy to use on smart phones. Like the design change for the tablet, the navigation for smart phones is displayed in a space saving way. The main navigat

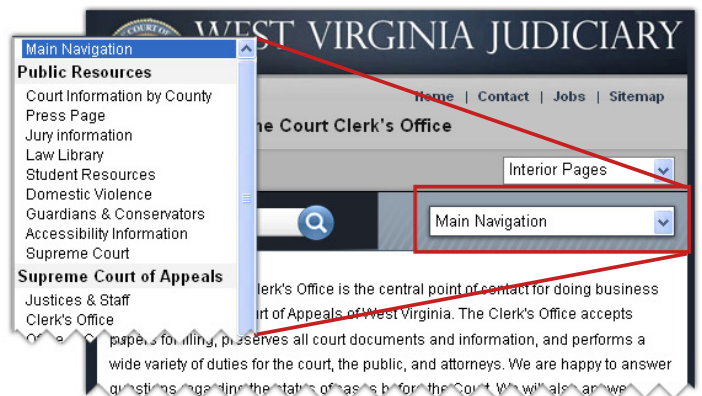


Figure 7 - navigation as seen on smart phone - www.courtswv.gov/supreme-court/clerk/clerk-office.html