

The Annual Statistical Report on Circuit, Family and Magistrate Courts

The West Virginia Court System 2015 Data

Division of Court Services
Director, Angela Saunders
Senior Analyst, Tabetha Blevins
Analysts, Monica Evans, Laura Walsh, & Ashley Connolly

Administrative Office of the Supreme Court of Appeals of West Virginia

Circuit Courts

2015 Circuit Court Criminal Case Filings

	Total	Felony	Magistrate Appeals	Misdemeanor	Other Criminal Cases
Barbour	106	63	0	11	32
Berkeley	541	226	1	8	306
Boone	178	133	0	45	0
Braxton	65	48	1	1	15
Brooke	114	101	0	3	10
Cabell	943	560	10	159	214
Calhoun	43	40	1	2	0
Clay	42	37	1	1	3
Doddridge	49	29	1	2	17
Fayette	187	169	3	0	15
Gilmer	85	27	2	1	55
Grant	114	69	5	8	32
Greenbrier	265	186	4	44	31
Hampshire	184	133	5	8	38
Hancock	192	149	1	18	24
Hardy	70	54	1	0	15
Harrison	456	277	2	12	165
Jackson	116	113	0	3	0
Jefferson	154	132	6	16	0
Kanawha	1,280	749	14	186	331
Lewis	258	141	3	9	105
Lincoln	137	116	0	3	18
Logan	243	173	1	22	47
Marion	334	202	9	38	85
Marshall	114	106	2	6	0
Mason	152	107	1	5	39
McDowell	214	195	6	13	0
Mercer	882	354	14	26	488
Mineral	244	160	2	21	61
Mingo	249	173	0	17	59
Monongalia	378	344	7	10	17
Monroe	0	0	0	0	0
Morgan	86	63	4	7	12
Nicholas	117	92	0	0	25
Ohio	101	73	1	0	27
Pendleton	15	14	1	0	0
Pleasants	21	21	0	0	0
Pocahontas	45	23	1	6	15
Preston	176	57	1	6	112
Putnam	339	154	12	17	156
Raleigh	865	493	3	90	279
Randolph	176	98	4	13	61
Ritchie	32	27	0	1	4
Roane	86	82	0	2	2
Summers	73	59	0	2	12
Taylor	148	90	3	9	46
Tucker	35	21	3	2	9
Tyler	32	24	3	3	2
Upshur	107	90	2	14	1
Wayne	351	208	2	36	105
Webster	47	47	0	0	0
Wetzel	65	57	1	7	0
Wirt	28	26	2	0	0
Wood	384	239	8	4	133
Wyoming	168	125	5	38	0
Total	11,886	7,549	159	955	3,223

2015 Circuit Court Civil Case Filings

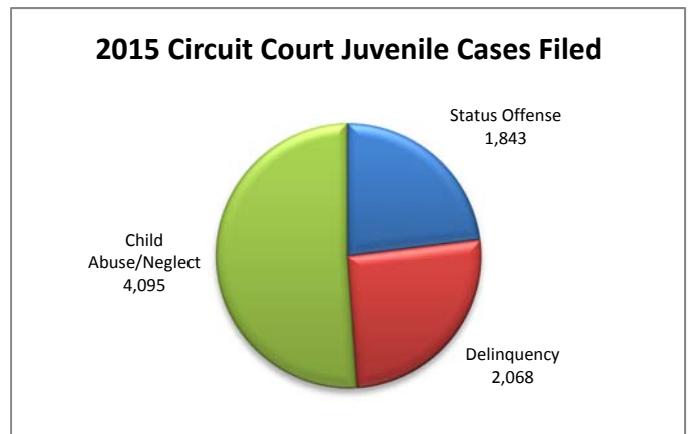
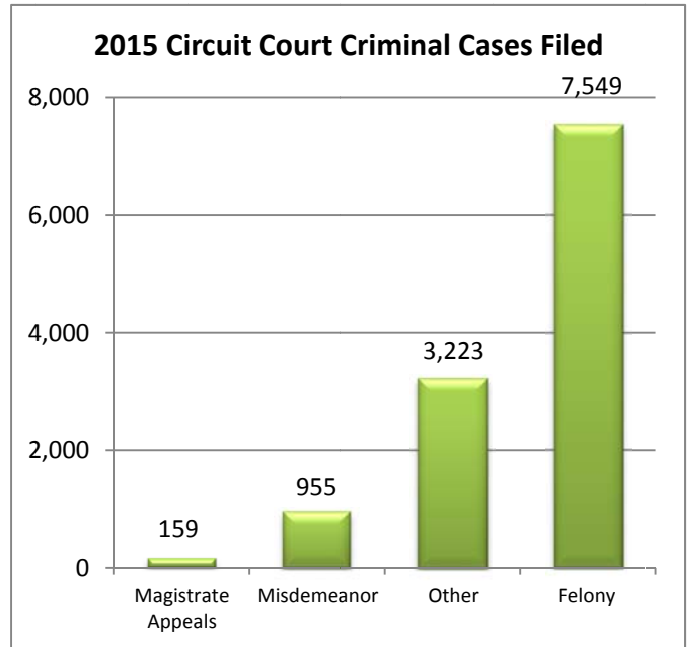
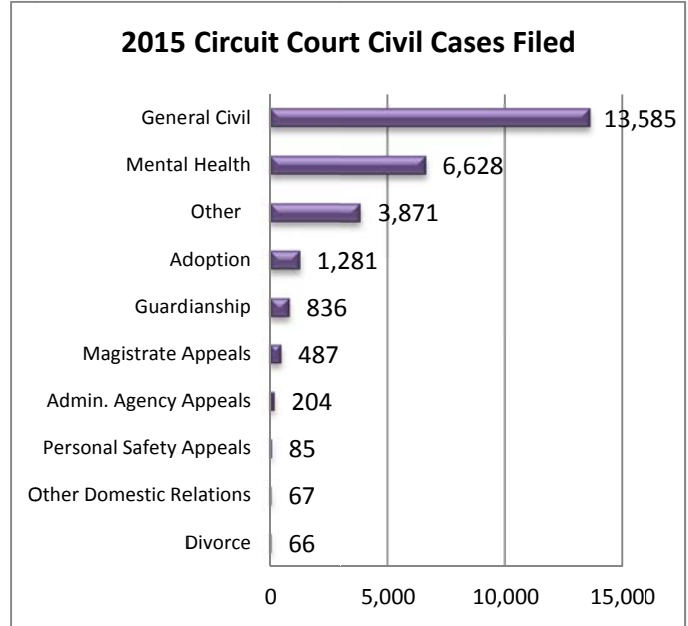
	Total	Admin. Agency Appeals	Adoption	Divorce	General Civil	Guardianship	Magistrate Appeals	Mental Health	Other Civil Cases	Other Domestic Relations	Personal Safety Appeals
Barbour	121	0	8	0	80	11	0	8	14	0	0
Berkeley	1,231	13	78	0	692	37	18	184	200	0	9
Boone	450	1	21	0	229	18	3	82	95	0	1
Braxton	150	1	9	0	58	3	1	27	51	0	0
Brooke	248	7	11	0	141	5	1	47	35	0	1
Cabell	2,250	3	57	0	872	65	18	1,062	173	0	0
Calhoun	64	0	19	0	23	0	2	12	7	1	0
Clay	126	0	31	0	47	5	2	11	29	1	0
Doddridge	99	0	9	0	57	0	1	18	14	0	0
Fayette	499	2	43	0	339	18	1	38	58	0	0
Gilmer	77	1	8	0	35	5	2	7	19	0	0
Grant	102	0	14	0	46	11	3	12	12	4	0
Greenbrier	365	1	22	0	222	25	1	61	32	0	1
Hampshire	166	1	12	0	114	6	5	10	18	0	0
Hancock	258	0	13	0	138	5	1	35	66	0	0
Hardy	132	0	7	0	63	4	3	16	37	2	0
Harrison	920	1	41	1	508	16	17	251	85	0	0
Jackson	307	1	32	0	158	20	1	60	33	0	2
Jefferson	625	4	24	0	501	22	11	61	0	0	2
Kanawha	4,807	132	120	0	2,032	122	185	1,520	682	0	14
Lewis	492	0	13	0	86	6	5	303	79	0	0
Lincoln	298	0	27	0	103	19	31	39	76	0	3
Logan	509	1	39	0	344	26	6	73	15	2	3
Marion	675	3	20	0	300	21	12	242	76	0	1
Marshall	494	0	14	46	209	10	7	131	73	2	2
Mason	309	0	20	0	142	8	0	85	51	1	2
McDowell	366	1	15	0	155	13	2	59	121	0	0
Mercer	933	7	54	0	425	57	10	243	129	0	8
Mineral	203	2	9	0	117	9	7	17	41	1	0
Mingo	404	3	24	0	300	11	4	43	19	0	0
Monongalia	1,609	1	26	0	818	19	47	188	509	0	1
Monroe	102	0	7	0	57	13	1	7	15	2	0
Morgan	194	2	12	1	100	10	4	30	33	2	0
Nicholas	290	2	26	0	138	13	3	34	74	0	0
Ohio	889	3	23	0	360	8	8	309	172	6	0
Pendleton	56	0	2	0	31	0	0	3	3	17	0
Pleasants	94	0	6	0	48	3	3	11	22	1	0
Pocahontas	133	0	8	0	56	1	2	37	29	0	0
Preston	341	1	22	0	207	13	4	36	57	0	1
Putnam	587	1	36	0	289	32	9	129	90	0	1
Raleigh	1,418	2	75	0	1,029	26	7	190	74	15	0
Randolph	324	2	12	0	197	7	9	32	59	0	6
Ritchie	91	0	8	0	48	1	1	13	20	0	0
Roane	131	1	11	0	54	6	3	29	25	1	1
Summers	85	0	10	0	52	6	0	4	13	0	0
Taylor	135	0	7	0	78	12	0	20	18	0	0
Tucker	60	1	7	0	32	7	0	3	10	0	0
Tyler	116	1	7	2	63	2	0	19	22	0	0
Upshur	213	0	14	3	119	8	2	5	59	2	1
Wayne	433	0	60	0	247	13	11	52	49	0	1
Webster	79	0	15	0	35	2	0	1	21	5	0
Wetzel	273	0	6	13	110	8	1	109	26	0	0
Wirt	47	0	3	0	28	1	2	1	11	0	1
Wood	1,398	1	44	0	606	31	10	582	104	1	19
Wyoming	331	1	20	0	247	15	0	27	16	1	4
Total	27,109	204	1,281	66	13,585	835	487	6,628	3,871	67	85

2015 Circuit Court Juvenile Case Filings

	Total	Child Neglect and Abuse	Delinquency	Status Offense
Barbour	96	70	8	18
Berkeley	423	136	218	69
Boone	228	79	92	57
Braxton	136	103	7	26
Brooke	79	40	34	5
Cabell	816	346	284	186
Calhoun	67	56	4	7
Clay	59	54	5	0
Doddridge	40	24	11	5
Fayette	172	139	27	6
Gilmer	27	21	5	1
Grant	69	28	36	5
Greenbrier	127	84	24	19
Hampshire	101	58	26	17
Hancock	121	44	66	11
Hardy	58	14	15	29
Harrison	272	69	108	95
Jackson	80	69	7	4
Jefferson	152	53	74	25
Kanawha	458	365	66	27
Lewis	30	17	12	1
Lincoln	174	49	27	98
Logan	188	68	64	56
Marion	227	119	72	36
Marshall	160	76	67	17
Mason	83	25	17	41
McDowell	140	53	15	72
Mercer	502	259	73	170
Mineral	22	12	5	5
Mingo	120	73	18	29
Monongalia	174	97	27	50
Monroe	0	0	0	0
Morgan	72	36	24	12
Nicholas	169	124	19	26
Ohio	171	128	37	6
Pendleton	48	6	16	26
Pleasants	31	2	4	25
Pocahontas	64	24	15	25
Preston	93	70	10	13
Putnam	182	51	33	98
Raleigh	543	211	164	168
Randolph	123	70	33	20
Ritchie	33	17	7	9
Roane	86	59	9	18
Summers	60	27	10	23
Taylor	92	65	20	7
Tucker	29	5	20	4
Tyler	14	4	7	3
Upshur	54	22	25	7
Wayne	173	102	24	47
Webster	68	64	4	0
Wetzel	58	28	20	10
Wirt	27	16	4	7
Wood	284	202	35	47
Wyoming	131	62	14	55
Total	8,006	4,095	2,068	1,843

2015 Total Circuit Court Case Filings

	2015 Filings	Civil	Criminal	Juvenile
Barbour	323	121	106	96
Berkeley	2,195	1,231	541	423
Boone	856	450	178	228
Braxton	351	150	65	136
Brooke	441	248	114	79
Cabell	4,009	2,250	943	816
Calhoun	174	64	43	67
Clay	227	126	42	59
Doddridge	188	99	49	40
Fayette	858	499	187	172
Gilmer	189	77	85	27
Grant	285	102	114	69
Greenbrier	757	365	265	127
Hampshire	451	166	184	101
Hancock	571	258	192	121
Hardy	260	132	70	58
Harrison	1,648	920	456	272
Jackson	503	307	116	80
Jefferson	931	625	154	152
Kanawha	6,545	4,807	1,280	458
Lewis	780	492	258	30
Lincoln	609	298	137	174
Logan	940	509	243	188
Marion	1,236	675	334	227
Marshall	768	494	114	160
Mason	544	309	152	83
McDowell	720	366	214	140
Mercer	2,317	933	882	502
Mineral	469	203	244	22
Mingo	773	404	249	120
Monongalia	2,161	1,609	378	174
Monroe	102	102	0	0
Morgan	352	194	86	72
Nicholas	576	290	117	169
Ohio	1,161	889	101	171
Pendleton	119	56	15	48
Pleasants	146	94	21	31
Pocahontas	242	133	45	64
Preston	610	341	176	93
Putnam	1,108	587	339	182
Raleigh	2,826	1,418	865	543
Randolph	623	324	176	123
Ritchie	156	91	32	33
Roane	303	131	86	86
Summers	218	85	73	60
Taylor	375	135	148	92
Tucker	124	60	35	29
Tyler	162	116	32	14
Upshur	374	213	107	54
Wayne	957	433	351	173
Webster	194	79	47	68
Wetzel	396	273	65	58
Wirt	102	47	28	27
Wood	2,066	1,398	384	284
Wyoming	630	331	168	131
Total	47,001	27,109	11,886	8,006



Note: Mass litigation filings handled by the Mass Litigation Panel are not included in the 2015 filing totals. Please refer to the Mass Litigation section of this report for statistical information on mass litigation cases.

Circuit Court Summary

West Virginia's fifty-five counties are divided into thirty-one circuits with seventy judges. The circuits vary in size; one has seven judges while nine have one judge. While every county has a courthouse where a judge presides, a single circuit can be composed of up to four counties.

Circuit Judges must have practiced law for at least five years. They serve eight year terms.

Circuit courts are trial courts of record. They have jurisdiction over all civil cases in which more than \$2,500 is at issue, with limited exceptions; all felonies and misdemeanors, and proceedings in *habeas corpus*, *mandamus*, *quo warranto certiorari*, and probation.

Circuit courts receive appeals from family courts, magistrate courts, municipal courts, and all administrative agencies except from the Division of Workers' Compensation.

In 2015, there were 47,001 cases filed in West Virginia's circuit court, an 8.7 percent decrease from 2014 cases filed. Of those, 27,109 were civil case filings, or about 57.7 percent; 11,886 criminal filings, or about 25.3 percent, were criminal cases; and 8,006 juvenile filings, or about 17.0 percent, were juvenile matters.

Child Abuse and Neglect Overlap Cases

Types of petitions filed:	2015	2014	2013	2012	2011
Juvenile Administrative Order (JAA)	439	420	466	458	521
Juvenile Administrative Order where <i>Mandamus</i> was issued (JAM)	1	1	4	1	5
Family Infant Guardianship (FIG)	1,333	1,288	1,274	1,116	1,178
Circuit Court Infant Guardianship (CIG)	498	515	486	418	414
Circuit Court Infant Guardianship Removed (CIGR)	96	106	113	91	87

"Overlap" cases are generally defined as cases originating in family court that indirectly involve some allegations of child abuse and neglect, which is handled in circuit court.

- **Juvenile Administrative Orders (JAA):** A family court judge who suspects child abuse and/or neglect in a pending case issues a written referral to a Child Protective Services Office and sends copies to circuit court and the prosecuting attorney. A circuit judge then issues a JAA directing child protective services to assess the referral and make a written investigation report to circuit court within the timeframe specified within the JAA, typically forty-five days.
- **Juvenile Administrative Order where mandamus was issued (JAM):** If the written report is not filed within the time frame specified within the juvenile administrative order, or if the report indicates that filing a child abuse and neglect petition is not necessary and the circuit judge disagrees, the circuit judge may treat the family court referral as a petition for a writ of mandamus.
- **Family Infant Guardianship (FIG):** Originating in family court, a third party other than the parents may request to be the guardian of the child.
- **Circuit Court Infant Guardianship (CIG):** Originating in circuit court, a third party other than the parents may request to be the guardian of the child.
- **Circuit Court Infant Guardianship Removed (CIGR):** Originating in family court when the family court judge suspects there has been child abuse and neglect, the family court judge will submit a written referral to child protective services and the guardian case is removed to circuit court.

Electronic Filing and Service in Mass Litigation

As reported by the Mass Litigation Manager

93,923 documents were e-filed and 3,004,392 documents were e-served from January 2015 through December 2015 in all Mass Litigation cases subject to electronic filing and service. These statistics include items rejected in the clerk review process in order to capture all work performed in the three circuit court clerks' offices in these litigations, as well as orders, which do not go through the clerk review process.

During 2015, there were 596,327 pages electronically filed in all Mass Litigation cases subject to electronic filing and service. This translates to more than 248 boxes of paper, based on 2400 pages per box. From December 2008, when electronic filing and service was first implemented in certain Mass Litigation cases, through the end of December 2015, there were 557,700 documents filed electronically, for a total of 3,465,282 pages filed. This translates to over 1,443 boxes of paper.

From January 2015 through December 2015, a total of 5,281 orders were entered in Mass Litigation cases subject to electronic filing and service. This includes bench orders entered by the judge but filed by a circuit clerk or attorney. The following is a breakdown of orders by each Mass Litigation subject to electronic filing and service:

Litigation	Jan-Dec 2015
Asbestos	5,026
Carbon Monoxide	50
Float-Sink	5
LPG Land	11
Marcellus Shale	94
Mingo County Coal Slurry	18
Mountain State University	22
Tobacco	22
University Commons	21
Zoloft	12
TOTAL	5,281

Family Courts

2015 Family Court Case Filings

Table 1

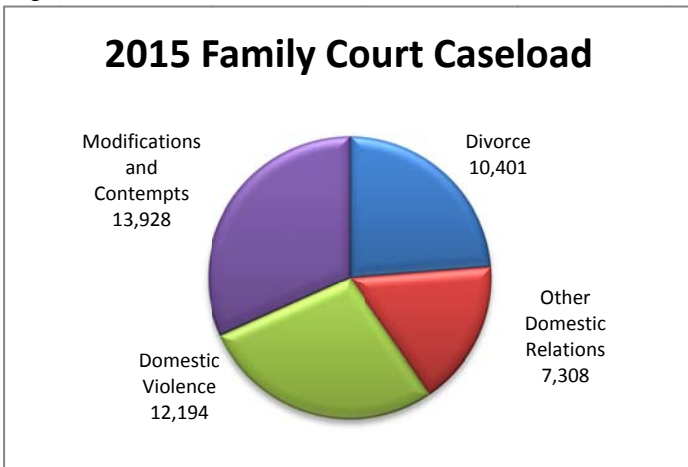
	Total Filings	Divorce	Domestic Violence	Other Domestic Relations	Total	Contempt	Modification
Barbour	287	96	115	76	134	56	78
Berkeley	1,471	565	457	449	464	173	291
Boone	468	145	166	157	305	106	199
Braxton	191	86	47	58	90	26	64
Brooke	306	112	111	83	54	31	23
Cabell	1,708	557	663	488	672	231	441
Calhoun	132	67	40	25	57	24	33
Clay	167	80	61	26	111	44	67
Doddridge	93	39	33	21	51	26	25
Fayette	818	297	284	237	499	236	263
Gilmer	94	35	45	14	43	14	29
Grant	199	79	84	36	133	62	71
Greenbrier	618	186	280	152	284	192	92
Hampshire	327	105	76	146	134	46	88
Hancock	463	155	155	153	41	20	21
Hardy	178	63	64	51	139	54	85
Harrison	1,018	331	477	210	542	246	296
Jackson	529	201	213	115	239	106	133
Jefferson	640	230	219	191	323	145	178
Kanawha	3,773	1,070	1,927	776	1,992	867	1,125
Lewis	245	121	61	63	87	41	46
Lincoln	384	144	156	84	781	568	213
Logan	726	268	331	127	498	152	346
Marion	722	245	305	172	247	118	129
Marshall	404	120	168	116	194	53	141
Mason	475	176	165	134	167	66	101
McDowell	427	140	183	104	209	84	125
Mercer	1,566	451	708	407	773	360	413
Mineral	389	135	140	114	233	92	141
Mingo	806	254	368	184	150	58	92
Monongalia	1,016	314	438	264	326	120	206
Monroe	256	94	118	44	78	47	31
Morgan	156	54	46	56	112	42	70
Nicholas	425	176	164	85	192	88	104
Ohio	491	162	156	173	126	63	63
Pendleton	65	29	19	17	45	17	28
Pleasants	105	41	44	20	23	9	14
Pocahontas	132	48	53	31	65	35	30
Preston	536	177	249	110	217	90	127
Putnam	785	317	273	195	299	131	168
Raleigh	1,325	519	632	174	672	328	344
Randolph	531	156	278	97	195	62	133
Ritchie	132	61	43	28	63	26	37
Roane	245	136	40	69	155	62	93
Summers	192	68	57	67	161	97	64
Taylor	171	79	60	32	125	51	74
Tucker	84	43	24	17	34	14	20
Tyler	122	44	63	15	48	9	39
Upshur	314	143	67	104	98	46	52
Wayne	552	283	139	130	310	165	145
Webster	151	63	5	83	109	45	64
Wetzel	214	73	74	67	48	14	34
Wirt	125	36	60	29	42	24	18
Wood	1,606	524	725	357	429	191	238
Wyoming	548	208	265	75	310	111	199
Grand Total	29,903	10,401	12,194	7,308	13,928	6,184	7,744

2015 Family Court Marriages Performed by Count

Table 2

County	Total Marriages	County	Total Marriages	County	Total Marriages
Barbour	12	Kanawha	15	Preston	31
Berkeley	92	Lewis	7	Putnam	0
Boone	17	Lincoln	0	Raleigh	95
Braxton	14	Logan	41	Randolph	20
Brooke	5	Marion	2	Ritchie	0
Cabell	52	Marshall	4	Roane	0
Calhoun	0	Mason	50	Summers	9
Clay	2	McDowell	0	Taylor	7
Doddridge	1	Mercer	9	Tucker	0
Fayette	0	Mineral	0	Tyler	4
Gilmer	0	Mingo	6	Upshur	12
Grant	1	Monongalia	106	Wayne	0
Greenbrier	1	Monroe	0	Webster	0
Hampshire	0	Morgan	0	Wetzel	4
Hancock	5	Nicholas	52	Wirt	0
Hardy	24	Ohio	3	Wood	57
Harrison	149	Pendleton	2	Wyoming	3
Jackson	3	Pleasants	1	Grand total	966
Jefferson	48	Pocahontas	0		

Figure 1



West Virginia has forty-five family court judges in twenty-seven family court circuits. To serve, family court judges must have practiced law for at least five years. Their terms are eight years.

Family courts have jurisdiction over divorce, annulment, separate maintenance, paternity, grandparent visitation, name change, infant guardianship, child custody, and family support proceedings, except those incidentals to child abuse and neglect. Family court judges also hold final hearings in civil domestic relations and may perform marriages.

In 2015, there were 29,903 new cases filed in family court in West Virginia, a 4.0 percent decrease from 2014 cases filed. Of those, 12,194 were domestic violence, 10,401 were divorces, and 7,308 were other domestic relations. There were also 13,928 modifications and contempt proceedings in cases reopened during the year, which were not counted as new cases filed. Details can be seen in Table 1 and Figure 1.

In 2015, 966 weddings were held in family courts. Details can be seen in Table 2.

Family court judges can refer divorcing parents to mediation and parent education and refer children for guardian *ad litem* services. Details can be seen in Table 3.

Table 3

West Virginians Served by Supreme Court–Supported Family Visitation Centers in 2015	
Category	Number
Total Clients Served.....	925
Fathers.....	428
Mothers.....	450
Grandparent /Legal Guardian....	47
Children Involved.....	699
Supervised Visitation.....	493
Neutral Drop-off.....	440
<i>Total number of clients served = fathers + mothers + grandparent/legal guardian</i>	

Magistrate Courts

2015 Magistrate Court Case Filings

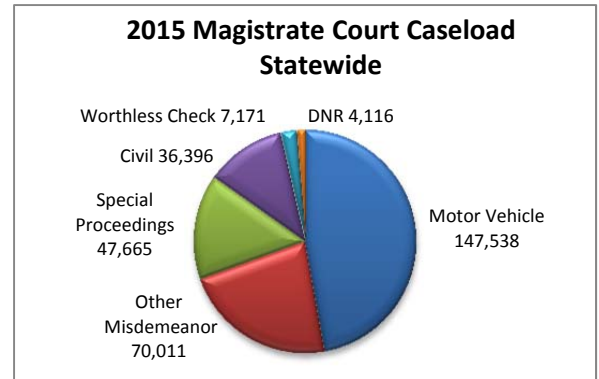
	Total	Civil	DNR	Motor Vehicle	Other Misdemeanor	Worthless Check
Barbour	1,933	171	83	839	478	362
Berkeley	17,646	4,614	60	7,770	5,130	72
Boone	4,520	153	142	2,980	1,236	9
Braxton	2,770	245	105	1,480	886	54
Brooke	3,598	215	35	2,678	603	67
Cabell	15,585	3,154	203	6,994	4,931	303
Calhoun	1,401	146	45	642	468	100
Clay	1,600	110	36	952	383	119
Doddridge	2,282	71	21	1,997	180	13
Fayette	6,350	508	91	3,751	1,727	273
Gilmer	990	117	89	369	398	17
Grant	2,121	232	58	845	921	65
Greenbrier	3,799	666	91	1,558	1,182	302
Hampshire	3,397	718	114	1,780	652	133
Hancock	2,883	412	33	1,814	594	30
Hardy	2,987	329	52	1,878	559	169
Harrison	7,378	1,720	53	2,798	2,463	344
Jackson	4,247	403	131	2,659	961	93
Jefferson	6,404	1,325	159	2,647	2,153	120
Kanawha	23,444	3,347	140	13,639	6,152	166
Lewis	4,209	880	119	2,284	828	98
Lincoln	6,251	131	1	4,878	1,223	18
Logan	8,722	414	155	5,663	2,381	109
Marion	4,697	855	42	2,489	1,088	223
Marshall	3,320	625	38	1,422	1,195	40
Mason	4,602	285	155	3,368	710	84
McDowell	3,030	142	22	1,224	1,639	3
Mercer	11,321	1,821	17	6,235	2,982	266
Mineral	3,348	329	47	1,840	1,079	53
Mingo	6,021	243	150	4,169	1,444	15
Monongalia	10,372	2,073	96	5,184	2,939	80
Monroe	1,202	145	51	674	318	14
Morgan	2,986	855	32	1,608	449	42
Nicholas	5,325	262	202	2,655	1,742	464
Ohio	6,823	947	65	4,216	1,452	143
Pendleton	822	68	55	517	144	38
Pleasants	1,024	167	39	577	200	41
Pocahontas	1,130	110	31	560	332	97
Preston	4,198	742	142	2,317	863	134
Putnam	7,117	534	91	5,303	1,059	130
Raleigh	13,862	1,106	76	8,267	4,020	393
Randolph	4,699	571	72	2,446	864	746
Ritchie	1,831	185	60	1,366	183	37
Roane	2,197	160	83	1,013	898	43
Summers	1,093	74	103	395	417	104
Taylor	1,940	267	23	1,311	307	32
Tucker	1,092	136	54	574	198	130
Tyler	761	74	11	446	163	67
Upshur	3,186	401	81	1,596	813	295
Wayne	5,435	617	118	3,847	804	49
Webster	1,189	47	34	583	491	34
Wetzel	1,388	157	25	830	320	56
Wirt	542	70	34	265	138	35
Wood	11,061	2,069	1	5,621	3,314	56
Wyoming	3,101	178	50	1,725	957	191
Total	265,232	36,396	4,116	147,538	70,011	7,171

2015 Magistrate Court Special Proceedings

	Total	Abuse/ Neglect	Domestic Violence	Felony	Juvenile	Mental Health	Personal Safety Petitions	Temporary Protective Orders
Barbour	364	0	110	212	7	8	25	2
Berkeley	2,652	0	752	1,558	189	0	152	1
Boone	739	0	185	536	0	0	18	0
Braxton	609	17	51	520	18	2	1	0
Brooke	433	5	118	251	39	2	16	2
Cabell	3,157	0	675	2,361	0	0	116	5
Calhoun	130	10	44	46	13	11	6	0
Clay	253	18	62	165	4	0	3	1
Doddridge	222	14	35	123	11	5	34	0
Fayette	1,349	6	304	1,027	1	10	1	0
Gilmer	352	4	45	292	5	0	6	0
Grant	357	0	90	244	0	0	22	1
Greenbrier	879	18	318	438	43	0	61	1
Hampshire	378	8	81	261	26	0	2	0
Hancock	570	0	162	311	72	0	24	1
Hardy	369	0	67	289	12	0	0	1
Harrison	1,714	0	537	1,131	25	0	19	2
Jackson	726	0	229	410	4	0	81	2
Jefferson	1,144	4	272	728	93	0	44	3
Kanawha	6,469	18	2,006	3,222	575	0	648	0
Lewis	365	13	58	278	10	1	2	3
Lincoln	957	0	190	579	127	14	47	0
Logan	1,364	2	392	762	13	0	194	1
Marion	1,038	0	385	630	0	0	22	1
Marshall	643	0	169	434	0	0	40	0
Mason	543	0	191	291	0	0	60	1
McDowell	902	2	181	521	91	31	74	2
Mercer	2,373	0	757	1,334	4	0	275	3
Mineral	578	1	151	374	2	0	49	1
Mingo	992	13	368	464	87	8	52	0
Monongalia	1,544	0	527	887	0	0	130	0
Monroe	283	0	122	97	0	0	63	1
Morgan	188	2	65	85	26	0	10	0
Nicholas	1,273	35	179	1,018	17	10	14	0
Ohio	631	17	171	354	45	0	44	0
Pendleton	226	1	19	195	11	0	0	0
Pleasants	132	4	44	48	27	9	0	0
Pocahontas	248	3	55	117	25	12	36	0
Preston	429	0	254	173	1	1	0	0
Putnam	757	0	378	327	0	0	49	3
Raleigh	2,753	2	729	1,565	364	81	9	3
Randolph	715	0	362	251	0	0	101	1
Ritchie	140	4	46	69	20	0	0	1
Roane	388	7	70	286	11	2	12	0
Summers	225	27	57	135	2	1	3	0
Taylor	268	0	67	150	23	23	1	4
Tucker	80	0	22	47	4	0	7	0
Tyler	112	0	64	36	4	0	8	0
Upshur	346	1	117	184	22	0	22	0
Wayne	845	0	189	612	1	13	30	0
Webster	391	20	68	264	7	1	31	0
Wetzel	247	6	76	159	5	0	1	0
Wirt	95	0	63	24	0	0	8	0
Wood	1,781	8	799	711	5	0	255	3
Wyoming	970	25	280	491	114	5	55	0
Total	47,688	315	13,808	28,077	2,205	250	2,983	50

2015 Total Magistrate Court Case Filings

	Criminal and Civil	Special Proceedings	2015 Total
Barbour	1,933	364	2,297
Berkeley	17,646	2,652	20,298
Boone	4,520	739	5,259
Braxton	2,770	609	3,379
Brooke	3,598	433	4,031
Cabell	15,585	3,157	18,742
Calhoun	1,401	130	1,531
Clay	1,600	253	1,853
Doddridge	2,282	222	2,504
Fayette	6,350	1,349	7,699
Gilmer	990	352	1,342
Grant	2,121	357	2,478
Greenbrier	3,799	879	4,678
Hampshire	3,397	378	3,775
Hancock	2,883	570	3,453
Hardy	2,987	369	3,356
Harrison	7,378	1,714	9,092
Jackson	4,247	726	4,973
Jefferson	6,404	1,144	7,548
Kanawha	23,444	6,469	29,913
Lewis	4,209	365	4,574
Lincoln	6,251	957	7,208
Logan	8,722	1,364	10,086
Marion	4,697	1,038	5,735
Marshall	3,320	643	3,963
Mason	4,602	543	5,145
McDowell	3,030	902	3,932
Mercer	11,321	2,373	13,694
Mineral	3,348	578	3,926
Mingo	6,021	992	7,013
Monongalia	10,372	1,544	11,916
Monroe	1,202	283	1,485
Morgan	2,986	188	3,174
Nicholas	5,325	1,273	6,598
Ohio	6,823	631	7,454
Pendleton	822	226	1,048
Pleasants	1,024	132	1,156
Pocahontas	1,130	248	1,378
Preston	4,198	429	4,627
Putnam	7,117	757	7,874
Raleigh	13,862	2,753	16,615
Randolph	4,699	715	5,414
Ritchie	1,831	140	1,971
Roane	2,197	388	2,585
Summers	1,093	225	1,318
Taylor	1,940	268	2,208
Tucker	1,092	80	1,172
Tyler	761	112	873
Upshur	3,186	346	3,532
Wayne	5,435	845	6,280
Webster	1,189	391	1,580
Wetzel	1,388	247	1,635
Wirt	542	95	637
Wood	11,061	1,781	12,842
Wyoming	3,101	970	4,071
Total	265,232	47,688	312,920



There are 158 magistrates in West Virginia. There are at least two magistrates in every county, and ten in the largest county, Kanawha.

Current Magistrates ran for four-year terms in partisan elections. Magistrates have jurisdiction over civil cases in which the financial amount in dispute is less than five thousand dollars. They hear misdemeanor cases and conduct preliminary examinations in felony cases. In criminal cases they issue and record affidavits, complaints, arrest warrants, and search warrants. They set bail and make decisions concerning proposed plea agreements, the collection of courts' costs, cash bonds, and fines.

In 2015, 312,920 cases were filed in magistrate courts in West Virginia, a 1.7 percent decrease from 2014 cases filed. Of the 2015 cases filed, 228,836 were criminal cases; 36,396 were civil cases; and 47,688 were special proceedings.

