

**Circuit Courts**  
**2017 Circuit Court Criminal Case Filings**

	<b>Total</b>	<b>Felony</b>	<b>Magistrate Appeals</b>	<b>Misdemeanor</b>	<b>Other Criminal Cases</b>
Barbour	69	67	0	2	0
Berkeley	631	373	2	16	240
Boone	122	82	1	39	0
Braxton	68	54	0	0	14
Brooke	118	90	0	5	23
Cabell	1,006	553	5	156	292
Calhoun	43	38	1	4	0
Clay	55	50	2	0	3
Doddridge	77	31	1	3	42
Fayette	202	180	6	2	14
Gilmer	76	31	0	1	44
Grant	4	4	0	0	0
Greenbrier	247	179	1	31	36
Hampshire	170	92	1	0	77
Hancock	164	130	3	1	30
Hardy	102	59	1	14	28
Harrison	439	256	3	17	163
Jackson	93	88	1	4	0
Jefferson	257	176	6	14	61
Kanawha	1,373	711	7	192	463
Lewis	124	106	0	0	18
Lincoln	209	158	0	11	40
Logan	163	157	1	5	0
Marion	315	184	4	43	84
Marshall	111	103	4	4	0
Mason	173	114	1	12	46
McDowell	167	130	9	11	17
Mercer	1,006	449	36	16	505
Mineral	210	152	0	25	33
Mingo	149	97	0	2	50
Monongalia	369	333	7	8	21
Monroe	79	53	0	10	16
Morgan	102	75	4	0	23
Nicholas	83	82	1	0	0
Ohio	181	90	0	0	91
Pendleton	19	15	4	0	0
Pleasants	30	29	0	1	0
Pocahontas	60	31	2	8	19
Preston	242	112	2	3	125
Putnam	361	163	17	11	170
Raleigh	812	381	5	67	359
Randolph	223	169	2	18	34
Ritchie	72	61	2	4	5
Roane	147	132	2	3	10
Summers	90	64	2	9	15
Taylor	145	115	0	2	28
Tucker	32	24	1	4	3
Tyler	53	28	1	10	14
Upshur	134	97	0	28	9
Wayne	529	225	1	14	289
Webster	37	37	0	0	0
Wetzel	47	47	0	0	0
Wirt	38	37	1	0	0
Wood	519	343	8	6	162
Wyoming	112	81	0	31	0
<b>Total</b>	<b>12,459</b>	<b>7,718</b>	<b>158</b>	<b>867</b>	<b>3,716</b>

## 2017 Circuit Court Civil Case Filings

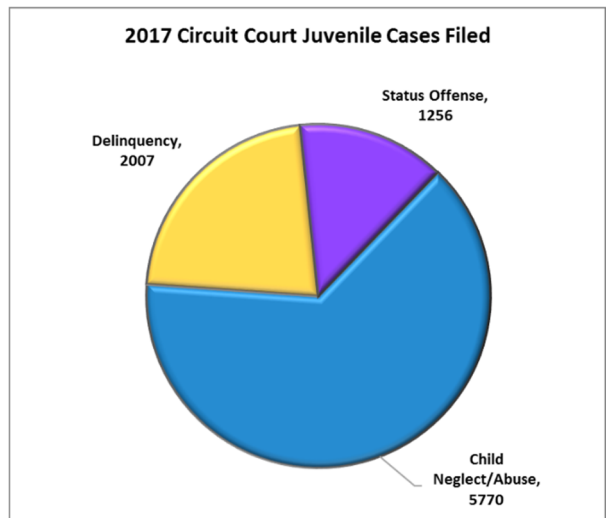
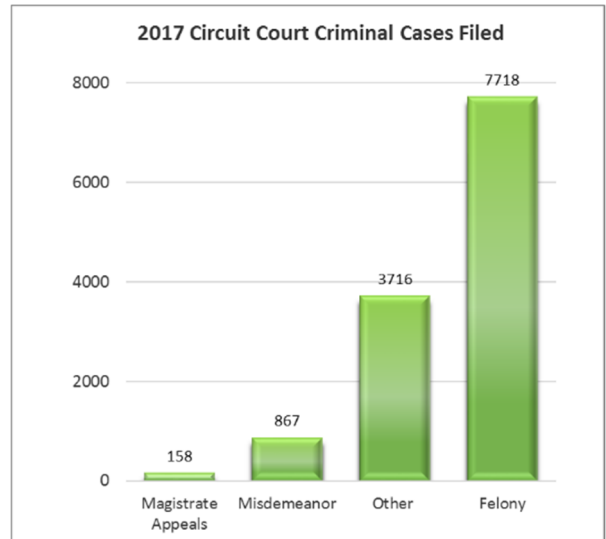
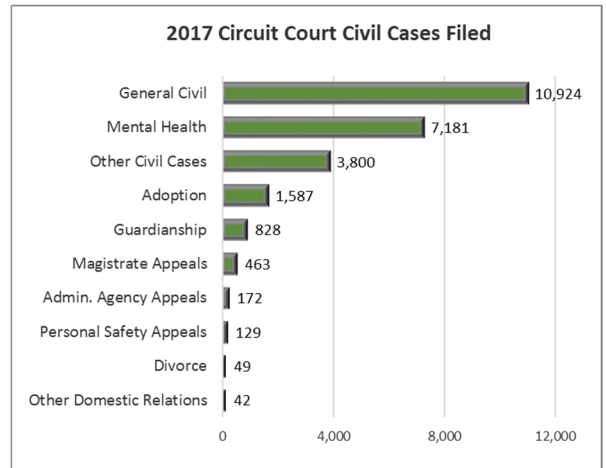
	Total	Admin. Agency Appeals	Adoption	Divorce	General Civil	Guardianship	Magistrate Appeals	Mental Health	Other Civil Cases	Other Domestic Relations	Personal Safety Appeals
Barbour	118	0	14	0	57	12	1	9	23	2	0
Berkeley	1,234	6	106	0	485	52	26	272	260	0	27
Boone	403	0	17	0	167	10	2	118	85	4	0
Braxton	106	1	14	0	31	6	0	25	29	0	0
Brooke	213	3	5	0	133	2	1	30	38	1	0
Cabell	2,257	0	86	0	692	59	22	1,253	145	0	0
Calhoun	49	0	11	0	21	2	1	8	5	1	0
Clay	109	0	16	0	41	5	3	26	17	1	0
Doddridge	119	4	5	0	43	4	0	43	19	0	1
Fayette	541	0	32	0	353	20	0	61	75	0	0
Gilmer	53	0	7	0	26	3	3	5	9	0	0
Grant	44	0	7	0	20	2	1	3	11	0	0
Greenbrier	378	1	29	0	220	24	6	68	29	0	1
Hampshire	193	2	24	0	91	5	2	20	49	0	0
Hancock	264	4	18	0	149	6	3	27	57	0	0
Hardy	102	0	12	0	58	4	0	12	16	0	0
Harrison	872	0	37	0	407	20	11	302	95	0	0
Jackson	260	1	43	1	127	9	2	48	29	0	0
Jefferson	584	2	32	0	311	22	7	69	139	0	2
Kanawha	4,239	104	175	0	1,614	108	193	1,550	481	0	14
Lewis	387	1	17	0	99	7	1	235	27	0	0
Lincoln	339	0	35	0	103	10	3	79	103	0	6
Logan	522	1	28	0	343	21	8	107	12	2	0
Marion	680	1	28	0	219	19	9	246	155	0	3
Marshall	499	2	14	36	271	15	1	121	39	0	0
Mason	275	0	20	0	99	4	0	97	53	2	0
McDowell	359	0	20	0	120	17	5	42	155	0	0
Mercer	886	4	55	0	438	51	5	180	134	0	19
Mineral	185	3	14	0	106	6	3	10	43	0	0
Mingo	347	1	50	0	210	19	4	45	18	0	0
Monongalia	1,238	4	34	0	490	19	51	192	444	0	4
Monroe	110	0	12	0	51	2	2	6	37	0	0
Morgan	125	0	10	0	71	6	1	11	24	0	2
Nicholas	321	3	39	0	146	11	6	61	53	2	0
Ohio	757	4	18	0	330	15	2	282	106	0	0
Pendleton	40	0	2	0	27	2	0	1	4	4	0
Pleasants	87	0	0	0	35	2	0	10	40	0	0
Pocahontas	120	1	8	0	37	3	5	41	22	0	3
Preston	275	1	29	0	155	6	11	25	41	0	7
Putnam	515	3	46	0	246	27	5	115	73	0	0
Raleigh	1,148	3	77	0	768	31	8	194	59	8	0
Randolph	331	0	18	0	157	19	12	30	94	0	1
Ritchie	115	3	8	0	59	8	0	24	13	0	0
Roane	179	0	28	1	49	6	3	34	35	1	22
Summers	100	1	20	0	55	10	0	9	5	0	0
Taylor	144	0	13	0	69	11	3	19	25	4	0
Tucker	55	1	6	0	21	2	1	4	20	0	0
Tyler	91	1	4	5	37	1	0	26	15	0	2
Upshur	228	0	16	0	128	5	3	23	53	0	0
Wayne	456	0	87	0	186	28	7	73	70	0	5
Webster	84	0	18	0	33	8	0	2	14	9	0
Wetzel	251	1	10	6	92	9	1	113	19	0	0
Wirt	59	0	7	0	16	3	0	12	20	0	1
Wood	1,483	4	71	0	451	42	19	736	150	1	9
Wyoming	246	1	35	0	161	8	0	27	14	0	0
<b>Total</b>	<b>25,175</b>	<b>172</b>	<b>1,587</b>	<b>49</b>	<b>10,924</b>	<b>828</b>	<b>463</b>	<b>7,181</b>	<b>3,800</b>	<b>42</b>	<b>129</b>

## 2017 Circuit Court Juvenile Case Filings

	Total	Child Neglect/Abuse	Delinquency	Status Offense
Barbour	128	110	18	0
Berkeley	332	137	155	40
Boone	375	158	121	96
Braxton	91	82	5	4
Brooke	84	47	24	13
Cabell	745	346	216	183
Calhoun	62	48	6	8
Clay	47	43	1	3
Doddridge	41	30	9	2
Fayette	122	88	33	1
Gilmer	30	21	7	2
Grant	38	21	13	4
Greenbrier	136	93	24	19
Hampshire	126	94	26	6
Hancock	140	61	71	8
Hardy	66	44	14	8
Harrison	374	155	130	89
Jackson	119	103	5	11
Jefferson	127	51	62	14
Kanawha	643	564	61	18
Lewis	43	36	6	1
Lincoln	144	105	26	13
Logan	134	90	39	5
Marion	288	178	64	46
Marshall	119	41	69	9
Mason	115	46	61	8
McDowell	173	137	21	15
Mercer	469	362	68	39
Mineral	96	28	48	20
Mingo	129	112	10	7
Monongalia	251	171	41	39
Monroe	38	26	6	6
Morgan	59	38	17	4
Nicholas	201	182	7	12
Ohio	179	143	24	12
Pendleton	10	5	4	1
Pleasants	50	25	17	8
Pocahontas	36	23	4	9
Preston	112	87	20	5
Putnam	224	104	29	91
Raleigh	634	327	144	163
Randolph	144	99	25	20
Ritchie	45	29	10	6
Roane	156	135	14	7
Summers	67	43	14	10
Taylor	153	128	22	3
Tucker	20	5	12	3
Tyler	20	12	7	1
Upshur	48	23	22	3
Wayne	227	127	47	53
Webster	136	123	9	4
Wetzel	47	33	14	0
Wirt	33	25	7	1
Wood	446	334	61	51
Wyoming	161	92	17	52
<b>Total</b>	<b>9,033</b>	<b>5,770</b>	<b>2,007</b>	<b>1,256</b>

## 2017 Total Circuit Court Case Filings

	Total	Civil	Criminal	Juvenile
Barbour	315	118	69	128
Berkeley	2,197	1,234	631	332
Boone	900	403	122	375
Braxton	265	106	68	91
Brooke	415	213	118	84
Cabell	4,008	2,257	1,006	745
Calhoun	154	49	43	62
Clay	211	109	55	47
Doddridge	237	119	77	41
Fayette	865	541	202	122
Gilmer	159	53	76	30
Grant	86	44	4	38
Greenbrier	761	378	247	136
Hampshire	489	193	170	126
Hancock	568	264	164	140
Hardy	270	102	102	66
Harrison	1,685	872	439	374
Jackson	472	260	93	119
Jefferson	968	584	257	127
Kanawha	6,255	4,239	1,373	643
Lewis	554	387	124	43
Lincoln	692	339	209	144
Logan	819	522	163	134
Marion	1,283	680	315	288
Marshall	729	499	111	119
Mason	563	275	173	115
McDowell	699	359	167	173
Mercer	2,361	886	1,006	469
Mineral	491	185	210	96
Mingo	625	347	149	129
Monongalia	1,858	1,238	369	251
Monroe	227	110	79	38
Morgan	286	125	102	59
Nicholas	605	321	83	201
Ohio	1,117	757	181	179
Pendleton	69	40	19	10
Pleasants	167	87	30	50
Pocahontas	216	120	60	36
Preston	629	275	242	112
Putnam	1,100	515	361	224
Raleigh	2,594	1,148	812	634
Randolph	698	331	223	144
Ritchie	232	115	72	45
Roane	482	179	147	156
Summers	257	100	90	67
Taylor	442	144	145	153
Tucker	107	55	32	20
Tyler	164	91	53	20
Upshur	410	228	134	48
Wayne	1,212	456	529	227
Webster	257	84	37	136
Wetzel	345	251	47	47
Wirt	130	59	38	33
Wood	2,448	1,483	519	446
Wyoming	519	246	112	161
<b>Total*</b>	<b>46,667</b>	<b>25,175</b>	<b>12,459</b>	<b>9,033</b>



\*Mass litigation filings handled by the Mass Litigation Panel are not included in the 2017 filing totals. Please refer to the Mass Litigation section of this report for statistical information on mass litigation cases.

## Circuit Court Summary

As of 2017, fifty-five counties divided into thirty-one circuits with seventy-four judges make up the State of West Virginia. The circuits vary in size; one has seven judges while eight have one judge. While every county has a courthouse where a judge presides, a single circuit can be comprised of up to four counties.

Circuit Judges must have practiced law for at least five years. They serve eight year terms.

Circuit courts are trial courts of record. They have jurisdiction with limited exceptions over all civil cases in which more than \$2500 is at issue, all felonies and misdemeanors, and proceedings in habeas corpus, mandamus, quo warranto, certiorari, and probation.

Circuit courts receive appeals from family courts, magistrate courts, municipal courts, and all administrative agencies except the Division of Workers' Compensation.

In 2017, there were 46,667 cases filed in West Virginia's circuit courts, an almost 4 percent increase from 2016 cases filed. However, Monroe and Marion Counties' civil, criminal, and juvenile data were not included in 2016 annual statistical reporting. Comparatively, if those two counties' numbers were likewise excluded in 2017, then only a 0.6 percent increase would be realized.

Of the 2017 circuit cases, 25,175 were civil case filings (about 54 percent), 12,459 were criminal case filings (about 27 percent), and 9,033 were juvenile case filings (about 19 percent).

### Child Abuse and Neglect Overlap Cases

Types of petitions filed:	2017	2016	2015	2014	2013	2012
Juvenile Administrative Order (JAA)	409	414	439	420	466	458
Juvenile Administrative Order where Mandamus was issued (JAM)	0	4	1	1	4	1
Family Infant Guardianship (FIG)	1,383	1,470	1,333	1,288	1,274	1,116
Circuit Court Infant Guardianship (CIG)	461	542	498	515	486	418
Circuit Court Infant Guardianship Removed (CIGR)	131	96	96	106	113	91

"Overlap" cases are cases originating in family court that indirectly involve some allegations of child abuse and/or neglect, and so are transferred to and handled in circuit court.

- **Juvenile Administrative Orders (JAA):** A family court judge who suspects child abuse and/or neglect in a pending case issues a written referral to a Child Protective Services Office and sends copies to the circuit court and the prosecuting attorney. A circuit judge then issues a JAA directing child protective services to assess the referral and make a written investigation report to the circuit court within the timeframe specified within the JAA, typically forty-five days.
- **Juvenile Administrative Order where mandamus was issued (JAM):** If the written report is not filed within the time frame specified within the juvenile administrative order, or if the report indicates that filing a child abuse and neglect petition is not necessary and the circuit judge disagrees, the circuit judge may treat the family court referral as a petition for a writ of mandamus.
- **Family Infant Guardianship (FIG):** Originating in family court, a third party other than the parents may request to be the guardian of the child.
- **Circuit Court Infant Guardianship (CIG):** Originating in circuit court, a third party other than the parents may request to be the guardian of the child.
- **Circuit Court Infant Guardianship Removed (CIGR):** Originating in family court when the family court judge suspects there has been child abuse and neglect, the family court judge will submit a written referral to child protective services and the guardian case is removed to circuit court.

## Electronic Filing and Service in Mass Litigation

As reported by the Mass Litigation Manager

Exactly 110,684 documents were electronically filed and 3,483,831 documents were electronically served from January 2017 through December 2017 in all Mass Litigation cases subject to electronic filing and service. These statistics include items rejected in the clerk review process in order to capture all work performed in the three circuit court clerks' offices handling Mass Litigation, as well as orders, which do not go through the clerk review process.

During 2017, 686,518 pages were electronically filed in all Mass Litigation cases subject to electronic filing and service. This translates to a little over 286 boxes of paper, based on 2400 pages per box. From December 2008, when electronic filing and service was first implemented in certain Mass Litigation cases, through the end of December 2017, there were 761,639 documents filed electronically, and 4,750,267 pages electronically filed. This translates to over 1,979 boxes of paper.

From January 2017 through December 2017, a total of 5,185 orders were entered in Mass Litigation cases subject to electronic filing and service. This includes bench orders entered by the judge but filed by a circuit clerk or attorney. The following is a breakdown of orders by each Mass Litigation subject to electronic filing and service:

Litigation	Jan-Dec 2017
Alderson Broaddus University Asbestos	15
Asbestos Personal Injury	4,998
FELA Asbestos Cases	10
Gavin Landfill	24
Marcellus Shale	16
Mingo County Coal Slurry	8
Tobacco	16
Water Contamination	9
Yeager Airport	85
Zolof	4
<b>Total</b>	<b>5,185</b>